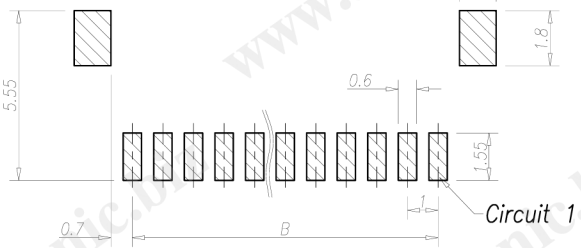
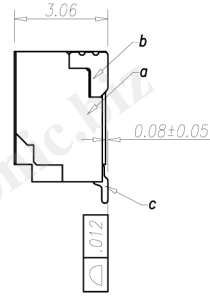
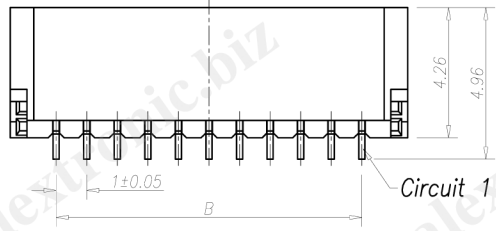
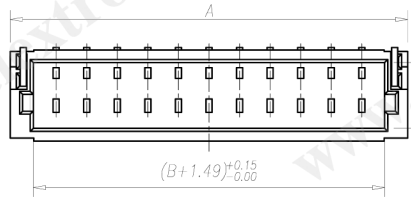


CATEGORY	DESCRIPTION	P/N #
CONNECTOR	1.0 Wafer 90° SMT Type	WB032R-XX060-093S

WB032R-XX060-093S

See Table 1



Recommend PCB Layout
(Jack Top View)
Tolerance: ±0.05mm
Recommend PCB Thickness: 1.2mm

REV.	ECN NO	DESCRIPTION	REVISED	DATE
A01		New Release	Luguan	2009.09.15

SPECIFICATION

- CURRENT RATING : 2 Amp MAX.
- WITHSTANDING VOLTAGE : AC 500V MIN.
- INSULATION RESISTANCE: 500MΩ MIN.
- OPERATING TEMPERATURE : -25° C TO +85° C

Table 1:
Pin Q'TY & Dimension

Q'TY	Dimension	
	A	B
01		
02	4.00	1.00
03	5.00	2.00
04	6.00	3.00
05	7.00	4.00
06	8.00	5.00
07	9.00	6.00
08	10.00	7.00
09	11.00	8.00
10	12.00	9.00
11	13.00	10.00
12	14.00	11.00
13	15.00	12.00
14	16.00	13.00
15	17.00	14.00
16	18.00	15.00
17	19.00	16.00
18	20.00	17.00
19	21.00	18.00
20	22.00	19.00

Product Drawing
ALEXTRONIC

NO.	PART NAME	Q'TY	MATERIAL	PLATING & COLOR	Remark
c	Terminal	XX	Brass	Matte Tin Plating	
b	Peg	2	Brass	Matte Tin Plating	
a	Housing	1	PA UL94V-0	White	

See Table 1

UNLESS OTHERWISE SPECIFIED TOLERANCES
DECIMALS: X :±0.5 X :±2°
X.X :±0.3 X.X :±1°
X.XX :±0.2

SCALE: 1/1	UNIT: mm	DWG. NO:
SIZE: A3	PAGE: 1 OF 1	REV: A01
APPROVED BY	CHECKED BY	PREPARED BY
WYX	Pengjie	Luguan
CUSTOMER COPY		